



Year 1

Phonics

Screening













































# What is phonics?

- Children are taught to read by breaking down words into separate sounds or 'phonemes'. They are then taught how to blend these sounds together to read the whole word.

- Children have a phonics lesson each day and they are encouraged to use these strategies in their reading and writing in all lessons.

- There are around 40 different sounds.



a 	o 	x 	t 	e 	p 	r 	i 	n 	m 	h 	b 	d 	g 
s ss 	c k ck 	q qu 	u oo 	j 	y 	ch 	sh 	th 	w wh 				
v 	f ff ph 	ow ou 	l ll 	oa ow oe o e 	oo ue ew u e 	ar 							
ng 	z zz 	ai ay a e 	ear 	igh ie i e 	ee e e ea 	air 							
ure 	oi oy 	or aw au 	er ur ir 	I no go the to into he she we me be was									
you they all are my her said have like so do come some were there little one when out what													

# Why are the children being screened?

- Every Year 1 child in the country will be taking the phonics screening check in the same week in June.
- This is a statutory Government check to provide evidence of children's decoding and blending skills.
- The check is very similar to tasks the children already complete during phonic sessions.
- The school already assesses phonic knowledge on an ongoing basis and already has a good understanding of each child's phonic knowledge.



# What will the children be expected to do?

- Children will be asked to 'sound out' a word and blend the sounds together.eg

croaked

- The focus of the check is to see which sounds the children know and can apply when reading a range of real and 'nonsense' words.

- There are approximately 40 words in the test and in the past the children have had to score above 32/33 to pass. Each year the threshold mark changes.



# Examples of words:

in

at

beg

sum


ot



vap



osk



ect



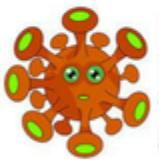
# Examples of words:



voo



jound



terg



fape

geck



chom



tord



thazz



Children need to apply sounds and blend to say the word without pausing.

# When will the screening take place?

- The screening will take place throughout the week beginning **Monday 11<sup>th</sup> June**. The children cannot take the test at any other time so it is very important your child is in school during this week.
- The check has been designed so that children of all abilities will be able to take part.





# Who will complete the check?

- The children will complete the check one at a time in a quiet area of the school.
- Mrs Clarke/Miss Flashman and Miss Elson will conduct all of the screening checks with the children.
- The screening will take around 10mins per child.

# How can you help?

•Encourage your child to 'sound out' when reading or writing. Focusing particularly on spotting more unusual sound patterns.

Eg

Digraph- 2 letters making one sound

cow coat

Trigraphs- 3 letters making one sound

night

Split digraphs- 2 vowels with a consonant inbetween. Used to be known as the magic e!

spine - i\_e

# How can you help?

- Encourage your child to use their sounds when writing and reading.
- Encourage them to self correct and use the appropriate long vowel sound e.g. scr **ea** m
- Children can practise their phonics by playing games online.
- The children particularly like 'Buried Treasure' and 'Obb and Bob'. These games are pitched at different levels.




# Jolly Phonics

ai  
ay



a-e

ee



ea

ie  
igh



y  
i-e

oa  
ow



o-e

ue  
ew



u-e

er  
ir



ur

or  
au



al  
aw

oi



oy

ou



ow

# How can you help?

•REMEMBER: Phonics is not the only thing needed to become a fluent reader.

•Please continue to read with your child each night and encourage them to:

•Sound out

•Re-read to check it makes sense.

•Use contextual clues.

•Use pictures for clues.

•Ask questions about the book.

•And most importantly ENJOY READING!



# And the results...?

- ❑ Blackbirds and Finches will be scored against a national standard which is determined by the DfE.
- ❑ We will inform you of whether your child has fallen below or within the threshold with their end of year report.
- ❑ If a child's score falls below the national standard they re-take the Phonics Screening Check in Year 2.

